



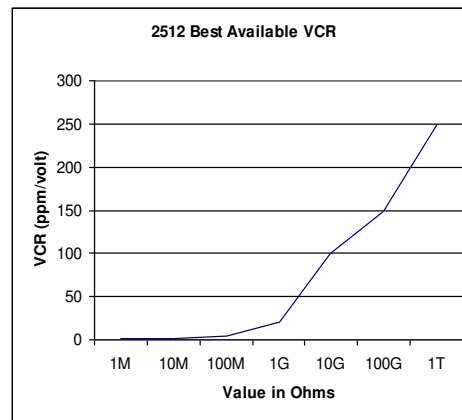
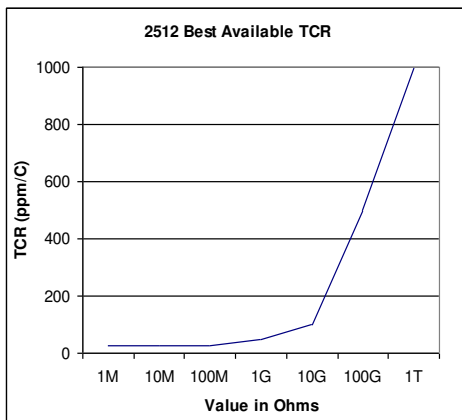
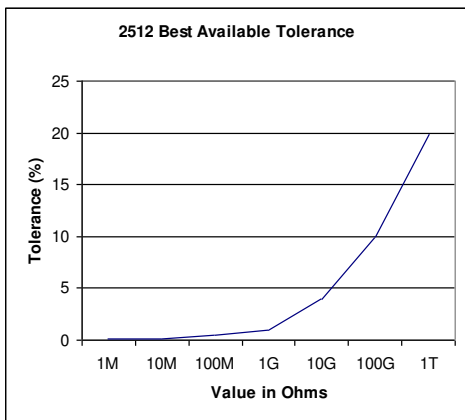
Performance Specifications by Case Size

The physical size or case size of a resistor will strongly influence the performance specifications of a resistor or divider. For example, physically larger resistors will generally have, or be capable of holding a tighter tolerance than smaller ones. The following data outlines the relationships between case size and ohmic value, TCR, VCR and other tolerances. Please be aware that this data is published as guidelines only and specific tolerance combinations may not be available. Please contact Ohmcraft for additional information concerning your application.

Please refer to the application notes Glossary of Resistor Terminology and the Specifying Resistors Tutorial for further details on the definition of the specification parameters discussed below.

Chip Resistors

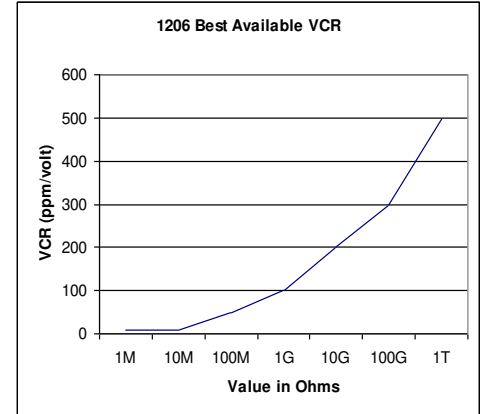
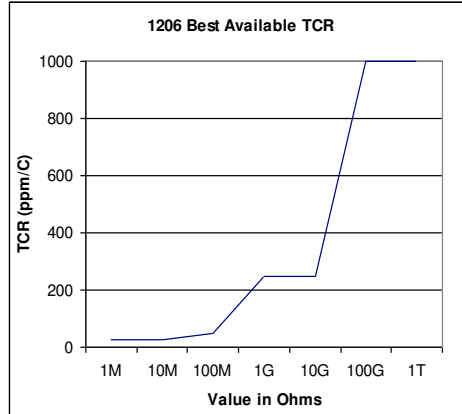
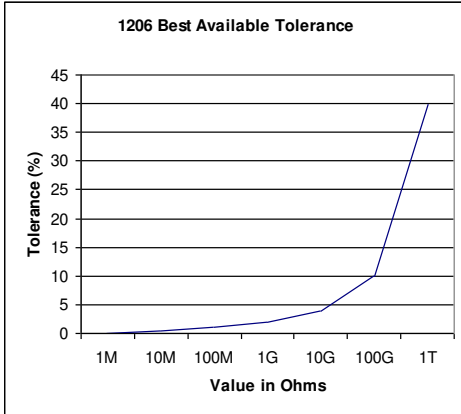
2512 Case Size



2512 Case Size Chip Resistors

Value in Ohms ▶	1M	10M	100M	1G	10G	100G	1T
Best available ohmic tolerance (%) ▶	0.1	0.1	0.5	1	4	10	20
Best available TCR (ppm/°C) ▶	25	25	25	50	100	500	1000
Best available VCR (ppm/V) ▶	1	1	5	20	100	150	250

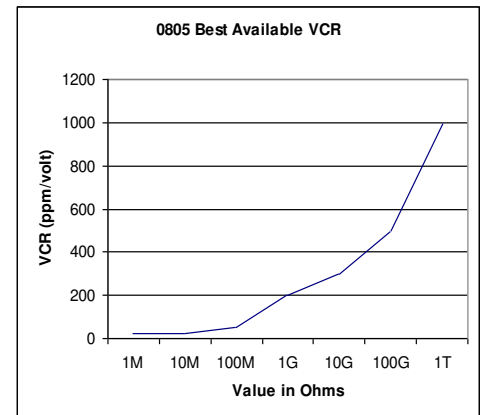
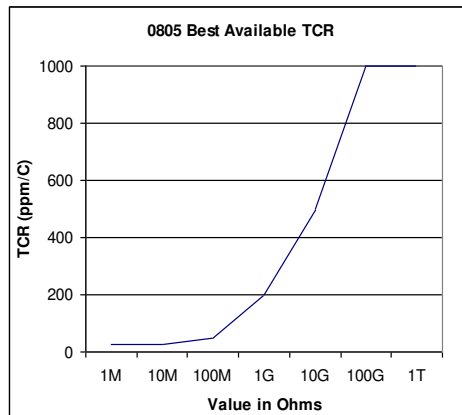
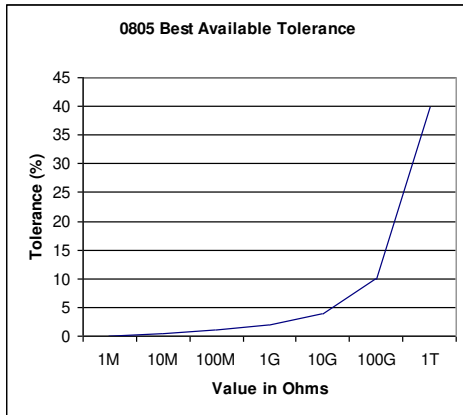
1206 Case Size



1206 Case Size Chip Resistors

Value in Ohms ▶	1M	10M	100M	1G	10G	100G	1T
Best available ohmic tolerance (%) ▶	0.1	0.5	1	2	4	10	40
Best available TCR (ppm/°C) ▶	25	25	50	250	250	1000	1000
Best available VCR (ppm/V) ▶	10	10	50	100	200	300	500

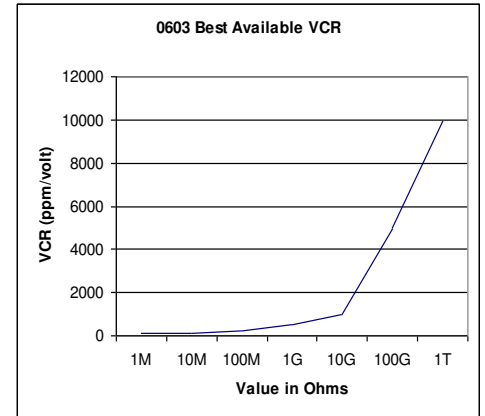
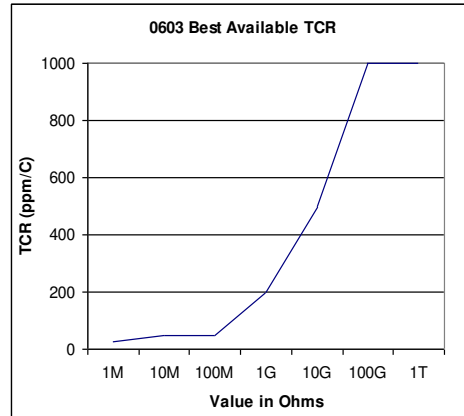
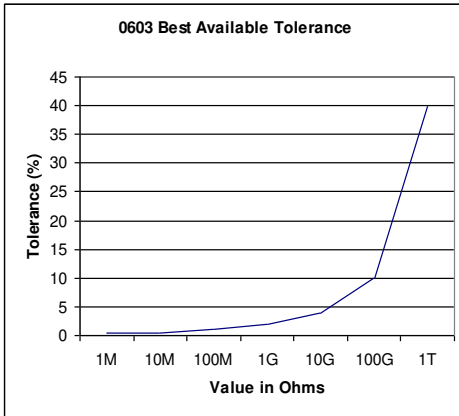
0805 Case Size



0805 Case Size Chip Resistors

Value in Ohms ▶	1M	10M	100M	1G	10G	100G	1T
Best available ohmic tolerance (%) ▶	0.1	0.5	1	2	4	10	40
Best available TCR (ppm/°C) ▶	25	25	50	200	500	1000	1000
Best available VCR (ppm/V) ▶	25	25	50	200	300	500	1000

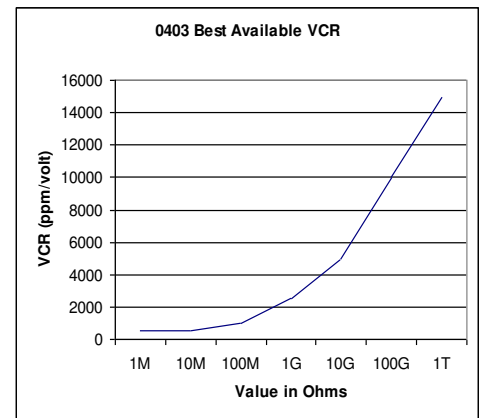
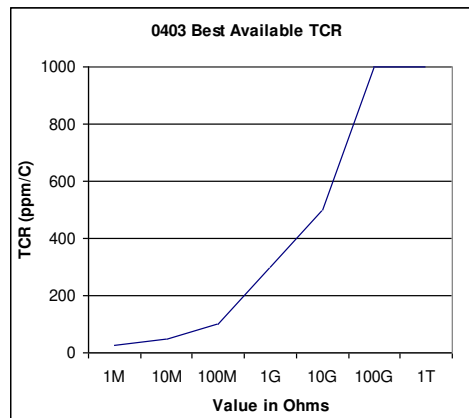
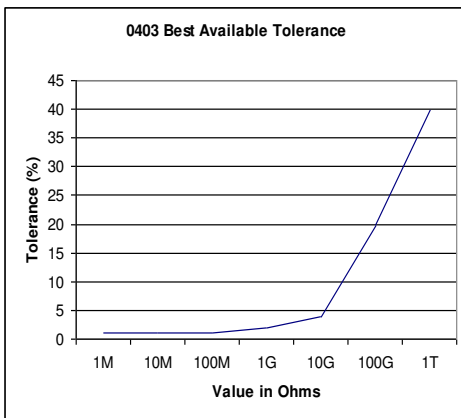
0603 Case Size



0603 Case Size Chip Resistors

Value in Ohms ▶	1M	10M	100M	1G	10G	100G	1T
Best available ohmic tolerance (%) ▶	0.5	0.5	1	2	4	10	40
Best available TCR (ppm/°C) ▶	25	50	50	200	500	1000	1000
Best available VCR (ppm/V) ▶	100	100	250	500	1000	5000	10000

0403 Case Size

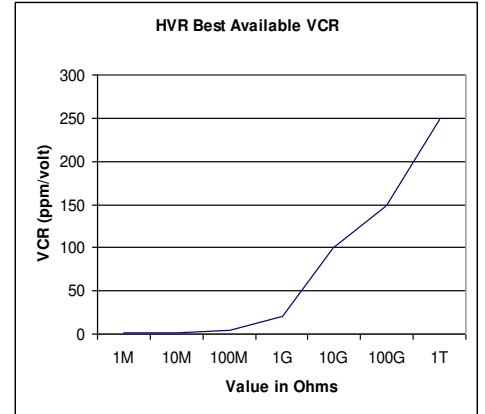
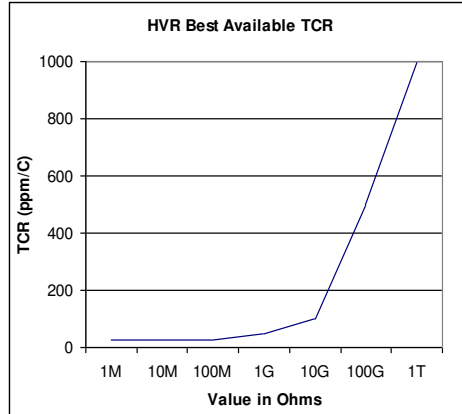
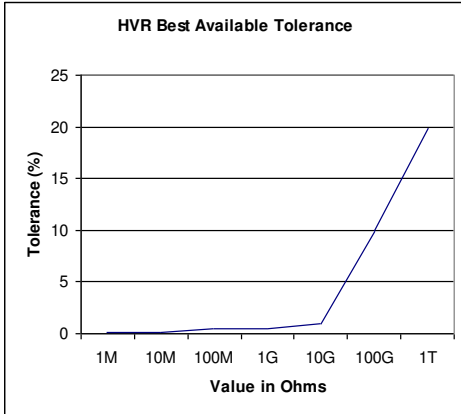


0403 Case Size Chip Resistors

Value in Ohms ▶	1M	10M	100M	1G	10G	100G	1T
Best available ohmic tolerance (%) ▶	1	1	1	2	4	20	40
Best available TCR (ppm/°C) ▶	25	50	100	300	500	1000	1000
Best available VCR (ppm/V) ▶	500	500	1000	2500	5000	10000	15000

Leaded Resistors

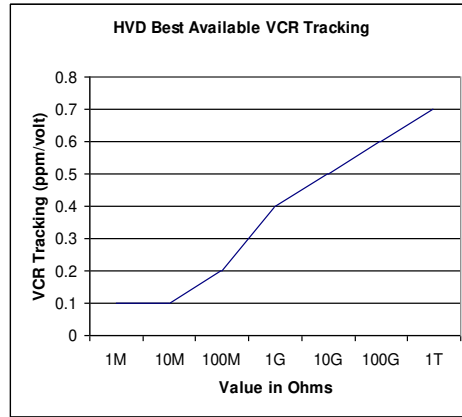
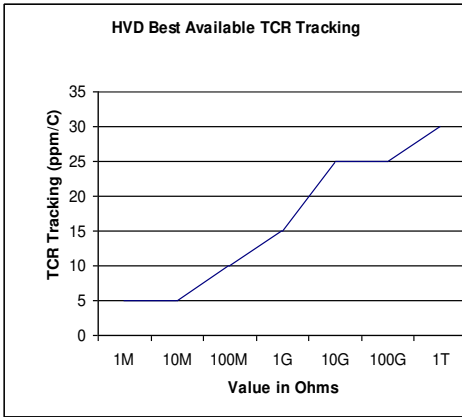
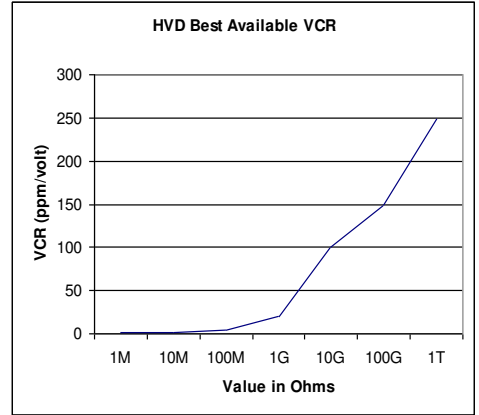
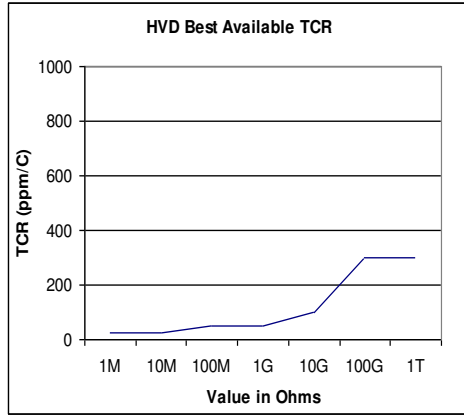
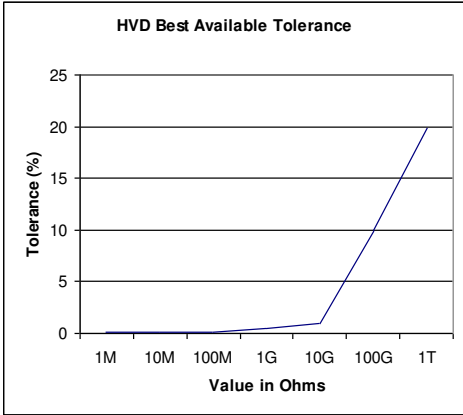
High Voltage Resistors



High Voltage Resistors

Value in Ohms ►	1M	10M	100M	1G	10G	100G	1T
Best available ohmic tolerance (%) ►	0.1	0.1	0.5	0.5	1	10	20
Best available TCR (ppm/°C) ►	25	25	25	50	100	500	1000
Best available VCR (ppm/V) ►	0.5	0.5	5	20	100	150	250

HIGH VOLTAGE DIVIDERS



High Voltage Dividers

Value in Ohms ►	1M	10M	100M	1G	10G	100G	1T
Best available absolute tolerance (%) ►	0.1	0.1	0.5	0.5	1	10	20
Best available ratio tolerance (%) ►	0.1	0.1	0.1	0.5	1	10	20
Best available absolute TCR (ppm/°C) ►	25	25	50	50	100	300	300
Best available TCR tracking (ppm/°C) ►	5	5	10	15	25	25	30
Best available VCR (ppm/V) ►	0.9	0.9	5	20	100	150	250
Best available VCR tracking (ppm/V) ►	0.1	0.1	0.2	0.4	0.5	0.6	0.7