

LSF-SMD 3.50/09/180 SN BK RL

Weidmüller Interfaces GmbH & Co. KG

Postfach 3030

32760 Detmold

Tel. +49 5231 14-0

Fax. +49 5231 14-2083

info@weidmueller.com

www.weidmueller.com

Product image



Similar to illustration

The innovative quick connector - simple, safe and economical:

PCB terminals with spring connection and direct PUSH IN technology. A milestone in connection technology.

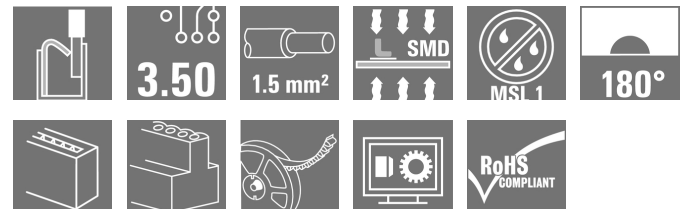
Amazingly simple and simply amazing in practice:

- Connect and easily detach solid wires or wires with wire-end ferrules without using tools
- Processed automatically in the reflow or vapour phase
- Potentials and clamping points marked clearly by coloured push buttons

World-class design-in and processing phases, and suitable for a vast range of applications.

PCB terminal for fully automatic assembly using reflow soldering (SMD), with PUSH IN wire connections. Conductor insertion and slider operation from the same direction (TOP).

- **Solid & flexible conductors with wire-end ferrules need only to be inserted and they are ready.**
- **When connecting stranded wires without wire-end ferrules the actuating element is used to open the terminal point**
- **Intuitive handling – since the wire-entry area and handling area are clearly separated.**
- **Packaged in tape-on-reel**
- **Conductor outlet direction 180°**



General ordering data

Version	Printed circuit board terminals, 3.50 mm, Number of poles: 9, 180°, black, PUSH IN, Clamping range, max. : 1.5 mm ² , Tape
Order No.	1250440000
Type	LSF-SMD 3.50/09/180 SN BK RL
GTIN (EAN)	4050118041149
Qty.	180 pc(s).
Product data	IEC: 320 V / 17.5 A / 0.2 - 1.5 mm ² UL: 300 V / 12 A / AWG 24 - AWG 16
Packaging	Tape

LSF-SMD 3.50/09/180 SN BK RL

Weidmüller Interfaces GmbH & Co. KG

Postfach 3030

32760 Detmold

Tel. +49 5231 14-0

Fax. +49 5231 14-2083

info@weidmuller.com

www.weidmuller.com

Technical data

Dimensions and weights

Depth	10.5 mm	Depth (inches)	0.413 inch
Height	16.3 mm	Height (inches)	0.642 inch
Height of lowest version	16.3 mm	Net weight	6.96 g
Width	32.2 mm	Width (inches)	1.268 inch

System parameters

Product family	OMNIMATE Signal - series LSF	Wire connection method	PUSH IN
Mounting onto the PCB	SMD solder connection	Conductor outlet direction	180°
Pitch in mm (P)	3.5 mm	Pitch in inches (P)	0.138 inch
Number of poles	9	Pin series quantity	1
Fitted by customer	No	Coplanarity:	100 µm
Number of solder pins per pole	2	Stripping length	8 mm
L1 in mm	28 mm	L1 in inches	1.104 inch
Touch-safe protection acc. to DIN VDE 0470	IP 20	Touch-safe protection acc. to DIN VDE 57 106	Safe from finger touch
Volume resistance	1.60 mΩ		

Material data

Insulating material	LCP GF	Colour	black
Colour chart (similar)	RAL 9011	Insulating material group	Illa
Comparative Tracking Index (CTI)	≥ 175	Insulation strength	≥ 10 ⁸ Ω
Moisture Level (MSL)	1	UL 94 flammability rating	V-0
Contact material	Copper alloy	Layer structure of solder connection	4...6 µm Sn matt
Storage temperature, min.	-40 °C	Storage temperature, max.	70 °C
Operating temperature, min.	-50 °C	Operating temperature, max.	120 °C
Temperature range, installation, min.	-30 °C	Temperature range, installation, max.	120 °C

Conductors suitable for connection

Clamping range, min.	0.13 mm ²	Clamping range, max.	1.5 mm ²
Wire connection cross section AWG, min.	AWG 28	Wire connection cross section AWG, max.	AWG 14
Solid, min. H05(07) V-U	0.2 mm ²	Solid, max. H05(07) V-U	1.5 mm ²
Flexible, min. H05(07) V-K	0.2 mm ²	Flexible, max. H05(07) V-K	1.5 mm ²
w. plastic collar ferrule, DIN 46228 pt 4, min.	0.25 mm ²	w. plastic collar ferrule, DIN 46228 pt 4, max.	0.75 mm ²
w. wire end ferrule, DIN 46228 pt 1, min.	0.25 mm ²	w. wire end ferrule, DIN 46228 pt 1, max.	1.5 mm ²
Reference text	Length of ferrules is to be chosen depending on the product and the rated voltage., The outside diameter of the plastic collar should not be larger than the pitch (P)		

LSF-SMD 3.50/09/180 SN BK RL

Weidmüller Interfaces GmbH & Co. KG

Postfach 3030

32760 Detmold

Tel. +49 5231 14-0

Fax. +49 5231 14-2083

Technical data

info@weidmueller.com

www.weidmueller.com

17.5 A

17.5 A

320 V

160 V

2.5 kV

2.5 kV

Rated current, min. number of poles
(Tu=20°C)Rated current, min. number of poles
(Tu=40°C)Rated voltage for surge voltage class /
pollution degree II/2Rated voltage for surge voltage class /
pollution degree III/3Rated impulse voltage for surge voltage
class/ pollution degree III/2Short-time withstand current resistance
3 x 1s with 80 A

Rated data acc. to IEC

tested acc. to standard

IEC 60664-1, IEC 61984

Rated current, max. number of poles
(Tu=20°C)Rated current, max. number of poles
(Tu=40°C)Rated voltage for surge voltage class /
pollution degree III/2Rated impulse voltage for surge voltage
class/ pollution degree II/2Rated impulse voltage for surge voltage
class/ contamination degree III/3

Rated data acc. to CSA

Institute (CSA)



Certificate No. (CSA)

200039-1664286

Rated voltage (Use group B / CSA)

Rated current (Use group B / CSA)

Wire cross-section, AWG, min.

Reference to approval values

Specifications are
maximum values, details -
see approval certificate.

Rated voltage (Use group D / CSA)

Rated current (Use group D / CSA)

Wire cross-section, AWG, max.

Rated data acc. to UL 1059

Institute (cURus)



Certificate No. (cURus)

E60693

Rated voltage (Use group B / UL 1059)

Rated current (Use group B / UL 1059)

Wire cross-section, AWG, min.

Reference to approval values

Specifications are
maximum values, details -
see approval certificate.

Rated voltage (Use group D / UL 1059)

Rated current (Use group D / UL 1059)

Wire cross-section, AWG, max.

Packing

Packaging

VPE width

Tape depth (T2)

Tape pocket depth (K0)

Tape pocket width (B0)

Tape hole separation (E)

Tape reel diameter \varnothing (A)Width Pick & Place Pad (W_{PPP})Diameter of the withdrawal surface (\varnothing
D_{max})

Tape

330 mm

17.6 mm

17.1 mm

43.7 mm

1.75 mm

330 mm

7.5 mm

9 mm

VPE length

VPE height

Tape width (W)

Tape pocket height (A0)

Tape pocket separation (P1)

Tape pocket separation (F)

Surface resistance

Length Pick & Place Pad (L_{PPP})

50 mm

330 mm

56 mm

11.2 mm

20 mm

26.2 mm

Rs = 10⁹ - 10¹² Ω

8.5 mm

LSF-SMD 3.50/09/180 SN BK RL

Weidmüller Interfaces GmbH & Co. KG

Postfach 3030

32760 Detmold

Tel. +49 5231 14-0

Fax. +49 5231 14-2083

info@weidmueller.com

www.weidmueller.com

Technical data

Classifications

ETIM 6.0	EC002643	ETIM 7.0	EC002643
eClass 9.0	27-44-04-01	eClass 9.1	27-44-04-01
eClass 10.0	27-44-04-01	eClass 11.0	27460101

Important note

IPC conformity Conformity: The products are developed, manufactured and delivered according international recognized standards and norms and comply with the assured properties in the data sheet resp. fulfill decorative properties in accordance with IPC-A-610 "Class 2". Further claims on the products can be evaluated on request.

Approvals

Approvals



ROHS	Conform
UL File Number Search	E60693

Downloads

Approval/Certificate/Document of Conformity	Declaration of the Manufacturer
Brochure/Catalogue	FL DRIVES EN PI OMNIMATE LSF SMD EN FL ANALO.SIGN.CONV. EN MB DEVICE MANUF. EN FL DRIVES DE CAT 2 PORTFOLIOGUIDE EN FL BUILDING SAFETY EN FL APPL LED LIGHTING EN FLIndustr.CONTROLS EN FL MACHINE SAFETY EN FL HEATING ELECTR EN FL APPL INVERTER EN FL BASE STATION EN FL ELEVATOR EN FL POWER SUPPLY EN FL 72H SAMPLE SER EN PO OMNIMATE EN
Engineering Data	STEP
Engineering Data	EPLAN, WSCAD

LSF-SMD 3.50/09/180 SN BK RL

Weidmüller Interfaces GmbH & Co. KG

Postfach 3030

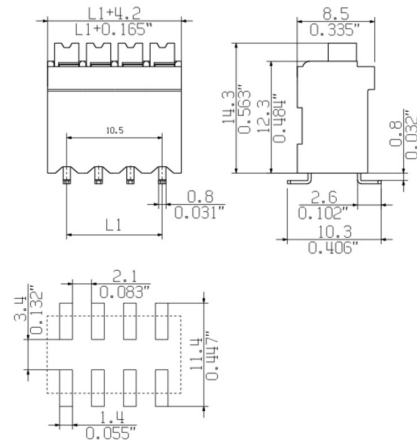
32760 Detmold

Tel. +49 5231 14-0

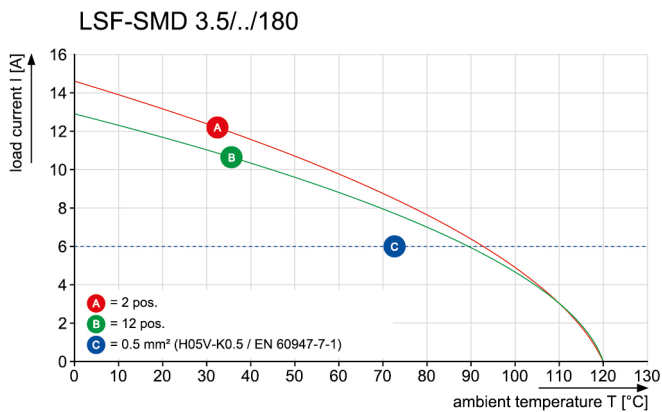
Fax. +49 5231 14-2083

Drawings

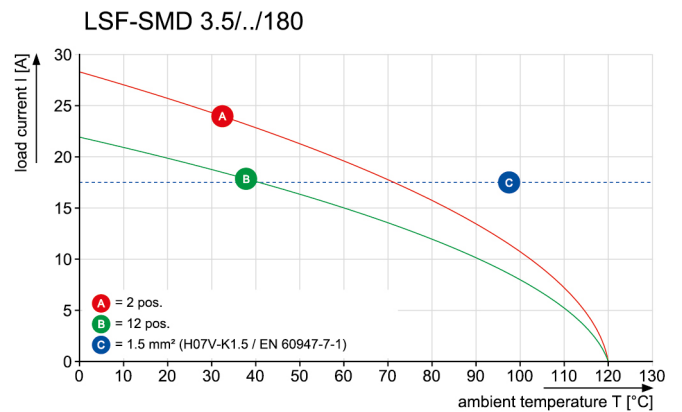
Dimensional drawing info@weidmueller.com




Graph



Graph




Product benefits



Stable solder connection

Product benefits



PUSH IN wire connection

LSF-SMD 3.50/09/180 SN BK RL

Weidmüller Interfaces GmbH & Co. KG

Postfach 3030

32760 Detmold

Tel. +49 5231 14-0

Fax. +49 5231 14-2083

info@weidmueller.com

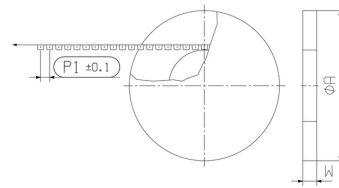
Drawings

Product benefits



Packaged in tape-on-reel

Dimensional drawing



Dimensional drawing

