

## SL 3.50/05/180G 3.2SN OR BX

Weidmüller Interfaces GmbH & Co. KG

Postfach 3030

32760 Detmold

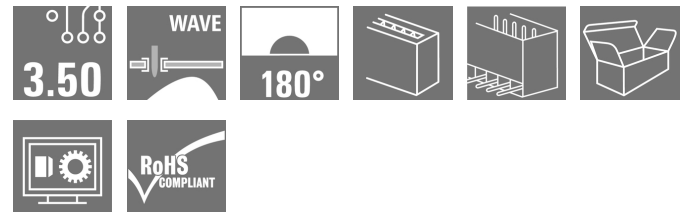

Tel. +49 5231 14-0

Fax. +49 5231 14-2083

info@weidmueller.com

www.weidmueller.com

### Product image



Pin headers for wave soldering in 3.50 mm pitch

- Plugging direction is parallel (90°), straight 180° or angled (135°) to the PCB
- Housing variant: screw flange (F)
- Packed in a cardboard box (BX)
- Pin header can be coded

### General ordering data

Article - short description PCB plug-in connector, male header, closed side, THT solder connection, 3.50 mm, Number of poles: 5, 180°, Solder pin length: 3.2 mm, tinned, orange, Box

Material number [1604500000](#)

Short text for material SL 3.50/05/180G 3.2SN OR BX

EAN 4008 190066871

Qty. 50 pc(s).

Creation date November 18, 2020 1:36:29 PM CET

Catalogue status 18.11.2020 / We reserve the right to make technical changes.

## SL 3.50/05/180G 3.2SN OR BX

Weidmüller Interfaces GmbH &amp; Co. KG

Postfach 3030

32760 Detmold

Tel. +49 5231 14-0

Fax. +49 5231 14-2083

info@weidmuller.com

www.weidmuller.com

## Technical data

## Dimensions and weights

Depth	7.5 mm	Depth (inches)	0.295 inch
Height	14.3 mm	Height (inches)	0.563 inch
Height of lowest version	11.1 mm	Net weight	1.29 g
Width	18.9 mm	Width (inches)	0.744 inch

## System specifications

Product family	OMNIMATE Signal - series BL/SL 3.50	Type of connection	Board connection
Mounting onto the PCB	THT solder connection	Pitch in mm	3.5 mm
Pitch in inches	0.138 inch	Outgoing elbow	180°
Number of poles	5	Number of solder pins per pole	1
Solder pin length	3.2 mm	Solder pin length tolerance	+0.1 / -0.3 mm
Solder pin dimensions	d = 1.2 mm, Octagonal	Solder pin dimensions = d tolerance	0 / -0,03 mm
Diameter of solder eyelet	1.4 mm	Tolerance of the diameter of the solder eyelet	+ 0,1 mm
L1 in mm	14 mm	L1 in inches	0.551 inch
Number of rows	1	Pin series quantity	1
Touch-safe protection acc. to DIN VDE 57 106	Safe from back-of-hand touch	Touch-safe protection acc. to DIN VDE 0470	IP 10
Volume resistance	≤5 mΩ	Can be coded	Yes
Plugging cycles	25	Plugging force/pole, max.	10 N
Pulling force/pole, max.	10 N		

## Material data

Insulating material	PBT	Colour	orange
Colour chart (similar)	RAL 2000	Insulating material group	IIIa
Comparative Tracking Index (CTI)	≥ 200	Insulation strength	≥ 10 <sup>8</sup> Ω
UL 94 flammability rating	V-0	Contact material	CuSn
Contact surface	tinned	Layer structure of solder connection	5...7 μm Sn glossy
Layer structure of plug contact	5...7 undefined Sn glossy	Storage temperature, min.	-40 °C
Storage temperature, max.	70 °C	Operating temperature, min.	-50 °C
Operating temperature, max.	100 °C	Temperature range, installation, min.	-30 °C
Temperature range, installation, max.	100 °C		

## Rated data acc. to IEC

tested acc. to standard	IEC 60664-1, IEC 61984	Rated current, min. number of poles (Tu=20°C)	17 A
Rated current, max. number of poles (Tu=20°C)	12 A	Rated current, min. number of poles (Tu=40°C)	14.5 A
Rated current, max. number of poles (Tu=40°C)	10 A	Rated voltage for surge voltage class / pollution degree II/2	320 V
Rated voltage for surge voltage class / pollution degree III/2	160 V	Rated voltage for surge voltage class / pollution degree III/3	160 V
Rated impulse voltage for surge voltage class/ pollution degree II/2	2.5 kV	Rated impulse voltage for surge voltage class/ pollution degree III/2	2.5 kV
Rated impulse voltage for surge voltage class/ contamination degree III/3	2.5 kV	Short-time withstand current resistance	3 x 1s with 100 A

## SL 3.50/05/180G 3.2SN OR BX

Weidmüller Interfaces GmbH &amp; Co. KG

Postfach 3030

32760 Detmold

Tel. +49 5231 14-0

Fax. +49 5231 14-2083

info@weidmueller.com

www.weidmueller.com

154685-1318353

## Technical data

## Rated data acc. to CSA

Institute (CSA)



Certificate No. (CSA)

Rated voltage (Use group B / CSA) 300 V

Rated current (Use group B / CSA) 10 A

Reference to approval values

Specifications are maximum values, details - see approval certificate.

Rated voltage (Use group D / CSA) 300 V

Rated current (Use group D / CSA) 10 A

## Rated data acc. to UL 1059

Institute (UR)



Certificate No. (UR)

E60693

Rated voltage (Use group B / UL 1059) 300 V

Rated current (Use group B / UL 1059) 10 A

Reference to approval values

Specifications are maximum values, details - see approval certificate.

Rated voltage (Use group D / UL 1059) 300 V

Rated current (Use group D / UL 1059) 10 A

## Packing

Packaging	Box	VPE length	41 mm
VPE width	72 mm	VPE height	91 mm

## Classifications

ETIM 6.0	EC002637	ETIM 7.0	EC002637
eClass 9.0	27-44-04-02	eClass 9.1	27-44-04-02
eClass 10.0	27-44-04-02	eClass 11.0	27460201

## Approvals

Approvals	CSA; EAC; UR
ROHS	Conform
UL File Number Search	E60693

**Data sheet**

**SL 3.50/05/180G 3.2SN OR BX**

**Weidmüller Interfaces GmbH & Co. KG**

Postfach 3030

32760 Detmold

Tel. +49 5231 14-0

Fax. +49 5231 14-2083

[info@weidmueller.com](mailto:info@weidmueller.com)

[www.weidmueller.com](http://www.weidmueller.com)

**Technical data**

**Downloads**

Approval/Certificate/Document of Conformity	<a href="#">Declaration of the Manufacturer</a>
Brochure/Catalogue	<a href="#">FL DRIVES EN</a> <a href="#">MB DEVICE MANUF. EN</a> <a href="#">FL DRIVES DE</a> <a href="#">CAT 2 PORTFOLIOGUIDE EN</a> <a href="#">FL BUILDING SAFETY EN</a> <a href="#">FL APPL LED LIGHTING EN</a> <a href="#">FLIndustr.CONTROLS EN</a> <a href="#">FL MACHINE SAFETY EN</a> <a href="#">FL HEATING ELECTR EN</a> <a href="#">FL APPL INVERTER EN</a> <a href="#">FL BASE STATION EN</a> <a href="#">FL ELEVATOR EN</a> <a href="#">FL POWER SUPPLY EN</a> <a href="#">FL 72H SAMPLE SER EN</a> <a href="#">PO OMNIMATE EN</a>
Engineering Data	<a href="#">STEP</a>
Engineering Data	<a href="#">EPLAN, WSCAD, Zuken E3.S</a>

**Data sheet**

**SL 3.50/05/180G 3.2SN OR BX**

**Weidmüller Interfaces GmbH & Co. KG**

Postfach 3030


32760 Detmold

Tel. +49 5231 14-0

Fax. +49 5231 14-2083

**Drawings**

**Product image**



**Dimensional drawing** [info@weidmueller.com](mailto:info@weidmueller.com)

