

SL 3.50/12/180G 3.2SN OR BX**Weidmüller Interfaces GmbH & Co. KG**

Postfach 3030

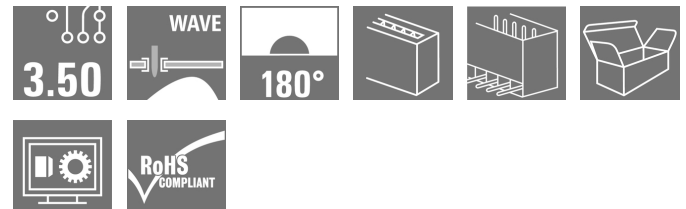

32760 Detmold

Tel. +49 5231 14-0

Fax. +49 5231 14-2083

info@weidmueller.com

www.weidmueller.com

Product image

Pin headers for wave soldering in 3.50 mm pitch

- Plugging direction is parallel (90°), straight 180° or angled (135°) to the PCB
- Housing variant: screw flange (F)
- Packed in a cardboard box (BX)
- Pin header can be coded

General ordering data

Article - short description PCB plug-in connector, male header, closed side, THT solder connection, 3.50 mm, Number of poles: 12, 180°, Solder pin length: 3.2 mm, tinned, orange, Box

Material number [1604570000](#)

Short text for material SL 3.50/12/180G 3.2SN OR BX

EAN 4008 19003 1572

Qty. 50 pc(s).

Creation date November 18, 2020 1:40:10 PM CET

Catalogue status 18.11.2020 / We reserve the right to make technical changes.

SL 3.50/12/180G 3.2SN OR BX

Weidmüller Interfaces GmbH & Co. KG

Postfach 3030

32760 Detmold

Tel. +49 5231 14-0

Fax. +49 5231 14-2083

info@weidmuller.com

www.weidmuller.com

Technical data

Dimensions and weights

Depth	7.5 mm	Depth (inches)	0.295 inch
Height	14.3 mm	Height (inches)	0.563 inch
Height of lowest version	11.1 mm	Net weight	3.4 g
Width	43.4 mm	Width (inches)	1.709 inch

System specifications

Product family	OMNIMATE Signal - series BL/SL 3.50	Type of connection	Board connection
Mounting onto the PCB	THT solder connection	Pitch in mm	3.5 mm
Pitch in inches	0.138 inch	Outgoing elbow	180°
Number of poles	12	Number of solder pins per pole	1
Solder pin length	3.2 mm	Solder pin length tolerance	+0.1 / -0.3 mm
Solder pin dimensions	d = 1.2 mm, Octagonal	Solder pin dimensions = d tolerance	0 / -0,03 mm
Diameter of solder eyelet	1.4 mm	Tolerance of the diameter of the solder eyelet	+ 0,1 mm
L1 in mm	38.5 mm	L1 in inches	1.516 inch
Number of rows	1	Pin series quantity	1
Touch-safe protection acc. to DIN VDE 57 106	Safe from back-of-hand touch	Touch-safe protection acc. to DIN VDE 0470	IP 10
Volume resistance	≤5 mΩ	Can be coded	Yes
Plugging cycles	25	Plugging force/pole, max.	10 N
Pulling force/pole, max.	10 N		

Material data

Insulating material	PBT	Colour	orange
Colour chart (similar)	RAL 2000	Insulating material group	IIIa
Comparative Tracking Index (CTI)	≥ 200	Insulation strength	≥ 10 ⁸ Ω
UL 94 flammability rating	V-0	Contact material	CuSn
Contact surface	tinned	Layer structure of solder connection	5...7 μm Sn glossy
Layer structure of plug contact	5...7 undefined Sn glossy	Storage temperature, min.	-40 °C
Storage temperature, max.	70 °C	Operating temperature, min.	-50 °C
Operating temperature, max.	100 °C	Temperature range, installation, min.	-30 °C
Temperature range, installation, max.	100 °C		

Rated data acc. to IEC

tested acc. to standard	IEC 60664-1, IEC 61984	Rated current, min. number of poles (Tu=20°C)	17 A
Rated current, max. number of poles (Tu=20°C)	12 A	Rated current, min. number of poles (Tu=40°C)	14.5 A
Rated current, max. number of poles (Tu=40°C)	10 A	Rated voltage for surge voltage class / pollution degree II/2	320 V
Rated voltage for surge voltage class / pollution degree III/2	160 V	Rated voltage for surge voltage class / pollution degree III/3	160 V
Rated impulse voltage for surge voltage class/ pollution degree II/2	2.5 kV	Rated impulse voltage for surge voltage class/ pollution degree III/2	2.5 kV
Rated impulse voltage for surge voltage class/ contamination degree III/3	2.5 kV	Short-time withstand current resistance	3 x 1s with 100 A

SL 3.50/12/180G 3.2SN OR BX

Weidmüller Interfaces GmbH & Co. KG

Postfach 3030

32760 Detmold

Tel. +49 5231 14-0

Fax. +49 5231 14-2083

info@weidmueller.com

www.weidmueller.com

154685-1318353

Technical data

Rated data acc. to CSA

Institute (CSA)



Certificate No. (CSA)

Rated voltage (Use group B / CSA) 300 V

Rated current (Use group B / CSA) 10 A

Reference to approval values

Specifications are maximum values, details - see approval certificate.

Rated voltage (Use group D / CSA) 300 V

Rated current (Use group D / CSA) 10 A

Rated data acc. to UL 1059

Institute (UR)



Certificate No. (UR)

E60693

Rated voltage (Use group B / UL 1059) 300 V

Rated current (Use group B / UL 1059) 10 A

Reference to approval values

Specifications are maximum values, details - see approval certificate.

Rated voltage (Use group D / UL 1059) 300 V

Rated current (Use group D / UL 1059) 10 A

Packing

Packaging	Box	VPE length	35 mm
VPE width	84 mm	VPE height	115 mm

Classifications

ETIM 6.0	EC002637	ETIM 7.0	EC002637
eClass 9.0	27-44-04-02	eClass 9.1	27-44-04-02
eClass 10.0	27-44-04-02	eClass 11.0	27460201

Approvals

Approvals	CSA; EAC; UR
ROHS	Conform
UL File Number Search	E60693

Data sheet

SL 3.50/12/180G 3.2SN OR BX

Weidmüller Interfaces GmbH & Co. KG

Postfach 3030

32760 Detmold

Tel. +49 5231 14-0

Fax. +49 5231 14-2083

info@weidmueller.com

www.weidmueller.com

Technical data

Downloads

Approval/Certificate/Document of Conformity	Declaration of the Manufacturer
Brochure/Catalogue	FL DRIVES EN MB DEVICE MANUF. EN FL DRIVES DE CAT 2 PORTFOLIOGUIDE EN FL BUILDING SAFETY EN FL APPL LED LIGHTING EN FLIndustr.CONTROLS EN FL MACHINE SAFETY EN FL HEATING ELECTR EN FL APPL INVERTER EN FL BASE STATION EN FL ELEVATOR EN FL POWER SUPPLY EN FL 72H SAMPLE SER EN PO OMNIMATE EN
Engineering Data	STEP
Engineering Data	EPLAN, WSCAD, Zuken E3.S

Data sheet

SL 3.50/12/180G 3.2SN OR BX

Weidmüller Interfaces GmbH & Co. KG

Postfach 3030


32760 Detmold

Tel. +49 5231 14-0

Fax. +49 5231 14-2083

Drawings

Product image



Dimensional drawing info@weidmueller.com

