

SL 3.50/24/180G 3.2SN OR BX

Weidmüller Interfaces GmbH & Co. KG

Postfach 3030

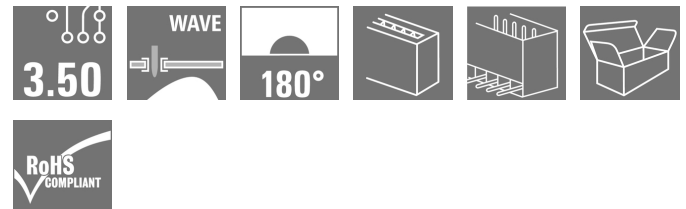

32760 Detmold

Tel. +49 5231 14-0

Fax. +49 5231 14-2083

info@weidmueller.com

www.weidmueller.com

Product image

Pin headers for wave soldering in 3.50 mm pitch

- Plugging direction is parallel (90°), straight 180° or angled (135°) to the PCB
- Housing variant: screw flange (F)
- Packed in a cardboard box (BX)
- Pin header can be coded

General ordering data

Article - short description PCB plug-in connector, male header, closed side, THT solder connection, 3.50 mm, Number of poles: 24, 180°, Solder pin length: 3.2 mm, tinned, orange, Box

Material number [1621860000](#)

Short text for material SL 3.50/24/180G 3.2SN OR BX

EAN 4008 190182076

Qty. 20 pc(s).

Creation date November 18, 2020 1:44:57 PM CET

Catalogue status 18.11.2020 / We reserve the right to make technical changes.

SL 3.50/24/180G 3.2SN OR BX

Weidmüller Interfaces GmbH & Co. KG

Postfach 3030

32760 Detmold

Tel. +49 5231 14-0

Fax. +49 5231 14-2083

info@weidmuller.com

www.weidmuller.com

Technical data

Dimensions and weights

| | | | |
|--------------------------|---------|-----------------|------------|
| Depth | 7.5 mm | Depth (inches) | 0.295 inch |
| Height | 14.3 mm | Height (inches) | 0.563 inch |
| Height of lowest version | 11.1 mm | Net weight | 6.75 g |
| Width | 85.4 mm | Width (inches) | 3.362 inch |

System specifications

| Product family | OMNIMATE Signal - series BL/SL 3.50 | Type of connection | Board connection |
|--|-------------------------------------|--|------------------|
| Mounting onto the PCB | THT solder connection | Pitch in mm | 3.5 mm |
| Pitch in inches | 0.138 inch | Outgoing elbow | 180° |
| Number of poles | 24 | Number of solder pins per pole | 1 |
| Solder pin length | 3.2 mm | Solder pin length tolerance | +0.1 / -0.3 mm |
| Solder pin dimensions | d = 1.2 mm, Octagonal | Solder pin dimensions = d tolerance | 0 / -0,03 mm |
| Diameter of solder eyelet | 1.4 mm | Tolerance of the diameter of the solder eyelet | + 0,1 mm |
| L1 in mm | 80.5 mm | L1 in inches | 3.169 inch |
| Number of rows | 1 | Pin series quantity | 1 |
| Touch-safe protection acc. to DIN VDE 57 106 | Safe from back-of-hand touch | Touch-safe protection acc. to DIN VDE 0470 | IP 10 |
| Volume resistance | ≤5 mΩ | Can be coded | Yes |
| Plugging cycles | 25 | Plugging force/pole, max. | 10 N |
| Pulling force/pole, max. | 10 N | | |

Material data

| Insulating material | PBT | Colour | orange |
|---------------------------------------|---------------------------|---------------------------------------|---------------------|
| Colour chart (similar) | RAL 2000 | Insulating material group | IIIa |
| Comparative Tracking Index (CTI) | ≥ 200 | Insulation strength | ≥ 10 ⁸ Ω |
| UL 94 flammability rating | V-0 | Contact material | CuSn |
| Contact surface | tinned | Layer structure of solder connection | 5...7 μm Sn glossy |
| Layer structure of plug contact | 5...7 undefined Sn glossy | Storage temperature, min. | -40 °C |
| Storage temperature, max. | 70 °C | Operating temperature, min. | -50 °C |
| Operating temperature, max. | 100 °C | Temperature range, installation, min. | -30 °C |
| Temperature range, installation, max. | 100 °C | | |

Rated data acc. to IEC

| tested acc. to standard | IEC 60664-1, IEC 61984 | Rated current, min. number of poles (Tu=20°C) | 17 A |
|---|------------------------|---|-------------------|
| Rated current, max. number of poles (Tu=20°C) | 12 A | Rated current, min. number of poles (Tu=40°C) | 14.5 A |
| Rated current, max. number of poles (Tu=40°C) | 10 A | Rated voltage for surge voltage class / pollution degree II/2 | 320 V |
| Rated voltage for surge voltage class / pollution degree III/2 | 160 V | Rated voltage for surge voltage class / pollution degree III/3 | 160 V |
| Rated impulse voltage for surge voltage class/ pollution degree II/2 | 2.5 kV | Rated impulse voltage for surge voltage class/ pollution degree III/2 | 2.5 kV |
| Rated impulse voltage for surge voltage class/ contamination degree III/3 | 2.5 kV | Short-time withstand current resistance | 3 x 1s with 100 A |

SL 3.50/24/180G 3.2SN OR BX

Weidmüller Interfaces GmbH & Co. KG

Postfach 3030

32760 Detmold

Tel. +49 5231 14-0

Fax. +49 5231 14-2083

info@weidmueller.com

www.weidmueller.com

154685-1318353

Technical data

Rated data acc. to CSA

Institute (CSA)



Certificate No. (CSA)

Rated voltage (Use group B / CSA) 300 V

Rated current (Use group B / CSA) 10 A

Reference to approval values

Specifications are maximum values, details - see approval certificate.

Rated voltage (Use group D / CSA) 300 V

Rated current (Use group D / CSA) 10 A

Rated data acc. to UL 1059

Institute (UR)



Certificate No. (UR)

Rated voltage (Use group B / UL 1059) 300 V

Rated current (Use group B / UL 1059) 10 A

Reference to approval values

Specifications are maximum values, details - see approval certificate.

Rated voltage (Use group D / UL 1059) 300 V

Rated current (Use group D / UL 1059) 10 A

Packing

| | | | |
|-----------|--------|------------|--------|
| Packaging | Box | VPE length | 29 mm |
| VPE width | 111 mm | VPE height | 129 mm |

Classifications

| | | | |
|-------------|-------------|-------------|-------------|
| ETIM 6.0 | EC002637 | ETIM 7.0 | EC002637 |
| eClass 9.0 | 27-44-04-02 | eClass 9.1 | 27-44-04-02 |
| eClass 10.0 | 27-44-04-02 | eClass 11.0 | 27460201 |

Approvals

| | |
|-----------------------|--------------|
| Approvals | CSA; EAC; UR |
| ROHS | Conform |
| UL File Number Search | E60693 |

Data sheet

SL 3.50/24/180G 3.2SN OR BX

Weidmüller Interfaces GmbH & Co. KG

Postfach 3030

32760 Detmold

Tel. +49 5231 14-0

Fax. +49 5231 14-2083

info@weidmueller.com

www.weidmueller.com

Technical data

Downloads

| | | |
|---|--|--|
| Approval/Certificate/Document of Conformity | Declaration of the Manufacturer | www.weidmueller.com |
| Brochure/Catalogue | FL DRIVES EN MB DEVICE MANUF. EN FL DRIVES DE CAT 2 PORTFOLIOGUIDE EN FL BUILDING SAFETY EN FL APPL LED LIGHTING EN FLIndustr.CONTROLS EN FL MACHINE SAFETY EN FL HEATING ELECTR EN FL APPL INVERTER EN FL BASE STATION EN FL ELEVATOR EN FL POWER SUPPLY EN FL 72H SAMPLE SER EN PO OMNIMATE EN | |
| Engineering Data | STEP | |

Data sheet

SL 3.50/24/180G 3.2SN OR BX

Weidmüller Interfaces GmbH & Co. KG

Postfach 3030


32760 Detmold

Tel. +49 5231 14-0

Fax. +49 5231 14-2083

Drawings

Product image



Dimensional drawing info@weidmueller.com

