

LSF-SMT 3.50/19/90 3.5SN BK TU

Weidmüller Interfaces GmbH & Co. KG

Postfach 3030

32760 Detmold

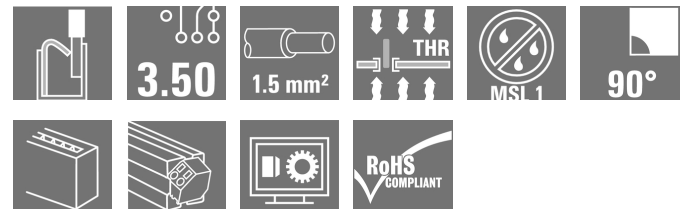
Tel. +49 5231 14-0

Fax. +49 5231 14-2083

info@weidmueller.com

www.weidmueller.com

Product image



Similar to illustration

PCB terminal for fully automatic assembly in reflow soldering (SMT), with PUSH IN conductor connection system. Conductor inserted and slider operated in same direction (TOP). Packed in box or as tape on reel. Pin lengths optimised at 1.5 mm or 3.5 mm.

General ordering data

| | |
|--------------|---|
| Version | Printed circuit board terminals, 3.50 mm, Number of poles: 19, 90°, Solder pin length (l): 3.5 mm, black, PUSH IN, Clamping range, max. : 1.5 mm², Tube |
| Order No. | 1870440000 |
| Type | LSF-SMT 3.50/19/90 3.5SN BK TU |
| GTIN (EAN) | 4032248447794 |
| Qty. | 8 pc(s). |
| Product data | IEC: 320 V / 17.5 A / 0.2 - 1.5 mm² UL: 300 V / 12 A / AWG 28 - AWG 14 |
| Packaging | Tube |

Creation date November 23, 2020 10:02:45 AM CET

LSF-SMT 3.50/19/90 3.5SN BK TU

Weidmüller Interfaces GmbH & Co. KG

Postfach 3030

32760 Detmold

Tel. +49 5231 14-0

Fax. +49 5231 14-2083

info@weidmueller.com

www.weidmueller.com

Technical data

Dimensions and weights

| | | | |
|--------------------------|----------|-----------------|------------|
| Depth | 14.75 mm | Depth (inches) | 0.581 inch |
| Height | 12 mm | Height (inches) | 0.472 inch |
| Height of lowest version | 8.5 mm | Net weight | 13.875 g |
| Width | 67.2 mm | Width (inches) | 2.646 inch |

System parameters

| | | | |
|--|------------------------------|--|---------------|
| Product family | OMNIMATE Signal - series LSF | Wire connection method | PUSH IN |
| Mounting onto the PCB | THT/THR solder connection | Conductor outlet direction | 90° |
| Pitch in mm (P) | 3.5 mm | Pitch in inches (P) | 0.138 inch |
| Number of poles | 19 | Pin series quantity | 1 |
| Fitted by customer | No | Solder pin length (l) | 3.5 mm |
| Solder pin length tolerance | 0 / -0.3 mm | Solder pin dimensions | 0.35 x 0.8 mm |
| Solder pin dimensions = d tolerance | 0 / -0.1 mm | Solder eyelet hole diameter (D) | 1.1 mm |
| Solder eyelet hole diameter tolerance (D) | + 0,1 mm | Number of solder pins per pole | 2 |
| Stripping length | 8 mm | L1 in mm | 63 mm |
| L1 in inches | 2.48 inch | Touch-safe protection acc. to DIN VDE 0470 | IP 20 |
| Touch-safe protection acc. to DIN VDE 57 106 | Safe from finger touch | Volume resistance | 1.60 mΩ |

Material data

| | | | |
|---------------------------------------|--------------|---------------------------------------|---------------------|
| Insulating material | LCP GF | Colour | black |
| Colour chart (similar) | RAL 9011 | Insulating material group | IIIa |
| Comparative Tracking Index (CTI) | ≥ 175 | Insulation strength | ≥ 10 ⁸ Ω |
| Moisture Level (MSL) | 1 | UL 94 flammability rating | V-0 |
| Contact material | Copper alloy | Layer structure of solder connection | 4...6 μm Sn matt |
| Storage temperature, min. | -40 °C | Storage temperature, max. | 70 °C |
| Operating temperature, min. | -50 °C | Operating temperature, max. | 120 °C |
| Temperature range, installation, min. | -30 °C | Temperature range, installation, max. | 120 °C |

Conductors suitable for connection

| | | | |
|---|--|---|----------------------|
| Clamping range, min. | 0.13 mm ² | Clamping range, max. | 1.5 mm ² |
| Wire connection cross section AWG, min. | AWG 28 | Wire connection cross section AWG, max. | AWG 14 |
| Solid, min. H05(07) V-U | 0.2 mm ² | Solid, max. H05(07) V-U | 1.5 mm ² |
| Flexible, min. H05(07) V-K | 0.2 mm ² | Flexible, max. H05(07) V-K | 1.5 mm ² |
| w. plastic collar ferrule, DIN 46228 pt 4, min. | 0.25 mm ² | w. plastic collar ferrule, DIN 46228 pt 4, max. | 0.75 mm ² |
| w. wire end ferrule, DIN 46228 pt 1, min. | 0.25 mm ² | w. wire end ferrule, DIN 46228 pt 1, max. | 1.5 mm ² |
| Reference text | Length of ferrules is to be chosen depending on the product and the rated voltage.. The outside diameter of the plastic collar should not be larger than the pitch (P) | | |

LSF-SMT 3.50/19/90 3.5SN BK TU

Weidmüller Interfaces GmbH & Co. KG

Postfach 3030

32760 Detmold

Tel. +49 5231 14-0

Fax. +49 5231 14-2083

info@weidmueller.com


www.weidmueller.com

Technical data


Rated data acc. to IEC

| | | | |
|---|------------------------|---|------------------|
| tested acc. to standard | IEC 60664-1, IEC 61984 | Rated current, min. number of poles (Tu=20°C) | 17.5 A |
| Rated current, max. number of poles (Tu=20°C) | 16 A | Rated current, min. number of poles (Tu=40°C) | 17.5 A |
| Rated current, max. number of poles (Tu=40°C) | 14 A | Rated voltage for surge voltage class / pollution degree II/2 | 320 V |
| Rated voltage for surge voltage class / pollution degree III/2 | 160 V | Rated voltage for surge voltage class / pollution degree III/3 | 160 V |
| Rated impulse voltage for surge voltage class/ pollution degree II/2 | 2.5 kV | Rated impulse voltage for surge voltage class/ pollution degree III/2 | 2.5 kV |
| Rated impulse voltage for surge voltage class/ contamination degree III/3 | 2.5 kV | Short-time withstand current resistance | 3 x 1s with 80 A |

Rated data acc. to CSA

| | | | |
|-----------------------------------|---|-----------------------------------|----------------|
| Institute (CSA) |  | Certificate No. (CSA) | 200039-1664286 |
| Rated voltage (Use group B / CSA) | 300 V | Rated voltage (Use group D / CSA) | 300 V |
| Rated current (Use group B / CSA) | 10 A | Rated current (Use group D / CSA) | 10 A |
| Wire cross-section, AWG, min. | AWG 28 | Wire cross-section, AWG, max. | AWG 14 |
| Reference to approval values | Specifications are maximum values, details - see approval certificate. | | |

Rated data acc. to UL 1059

| | | | |
|---------------------------------------|---|---------------------------------------|--------|
| Institute (cURus) |  | Certificate No. (cURus) | E60693 |
| Rated voltage (Use group B / UL 1059) | 300 V | Rated voltage (Use group D / UL 1059) | 300 V |
| Rated current (Use group B / UL 1059) | 12 A | Rated current (Use group D / UL 1059) | 10 A |
| Wire cross-section, AWG, min. | AWG 28 | Wire cross-section, AWG, max. | AWG 14 |
| Reference to approval values | Specifications are maximum values, details - see approval certificate. | | |

Packing

| | | | |
|--------------------|-------------------------------|------------|--------|
| Packaging | Tube | VPE length | 19 mm |
| VPE width | 22 mm | VPE height | 555 mm |
| Surface resistance | $R_s = 10^9 - 10^{12} \Omega$ | | |

Classifications

| | | | |
|-------------|-------------|-------------|-------------|
| ETIM 6.0 | EC002643 | ETIM 7.0 | EC002643 |
| eClass 9.0 | 27-44-04-01 | eClass 9.1 | 27-44-04-01 |
| eClass 10.0 | 27-44-04-01 | eClass 11.0 | 27460101 |

Important note

| | | | |
|----------------|--|--|--|
| IPC conformity | Conformity: The products are developed, manufactured and delivered according international recognized standards and norms and comply with the assured properties in the data sheet resp. fulfill decorative properties in accordance with IPC-A-610 "Class 2". Further claims on the products can be evaluated on request. | | |
|----------------|--|--|--|

Creation date November 23, 2020 10:02:45 AM CET

Catalogue status 21.11.2020 / We reserve the right to make technical changes.

Data sheet

LSF-SMT 3.50/19/90 3.5SN BK TU

Weidmüller Interfaces GmbH & Co. KG

Postfach 3030

32760 Detmold

Tel. +49 5231 14-0

Fax. +49 5231 14-2083

info@weidmueller.com

Technical data

Approvals

Approvals



weidmueller.com

ROHS Conform
 UL File Number Search E60693

Downloads

Approval/Certificate/Document of Conformity

[Declaration of the Manufacturer](#)

Brochure/Catalogue

- [FL DRIVES EN](#)
- [FL ANALO.SIGN.CONV. EN](#)
- [MB SMT EN](#)
- [FL DRIVES DE](#)
- [MB DEVICE MANUF. EN](#)
- [CAT 2 PORTFOLIOGUIDE EN](#)
- [FL BUILDING SAFETY EN](#)
- [FL APPL LED LIGHTING EN](#)
- [FLIndustr.CONTROLS EN](#)
- [FL MACHINE SAFETY EN](#)
- [FL HEATING ELECTR EN](#)
- [FL APPL INVERTER EN](#)
- [FL_BASE_STATION_EN](#)
- [FL ELEVATOR EN](#)
- [FL POWER SUPPLY EN](#)
- [FL 72H SAMPLE SER EN](#)
- [PO OMNIMATE EN](#)

Engineering Data [STEP](#)

Engineering Data [EPLAN, WSCAD](#)

LSF-SMT 3.50/19/90 3.5SN BK TU

Weidmüller Interfaces GmbH & Co. KG

Postfach 3030

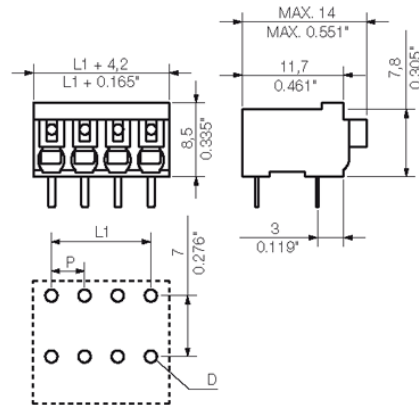
32760 Detmold

Tel. +49 5231 14-0

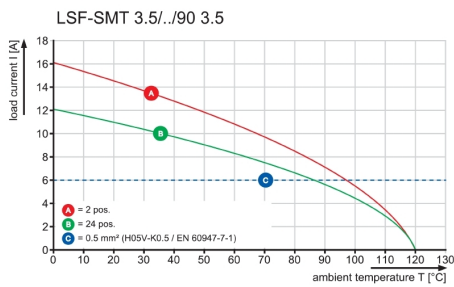
Fax. +49 5231 14-2083

Drawings

Dimensional drawing info@weidmueller.com



Graph



Graph

